



EZ Meter-Pak Branch Terminal Box

For use as a solution for when voltage drop calculation requires oversizing conductors for 125A max tenant main applications


The EZ Meter-Pak™ Branch Terminal Box complies with needed field application requirements for oversized conductors. Simplify installation while lowering total installed cost with a solution that is designed, tested and rated for this specific application.

With more demand on the electrical grid, more electronics in use, and more smart devices and appliances, the need for stable and reliable voltage levels for the tenant is becoming more important than ever. New codes and standards are now requiring conductors to be oversized to compensate for the voltage drop that will occur on longer conductor runs.

Common solutions used today are costly, difficult to install and may not comply with NEC requirements for wire bending space or wire gutter fill restrictions. Branch unit wire gutters were designed for maximum ampacity of the tenant breakers, installing oversized conductors, tap kits or pin connectors may exceed gutter fill, increasing heat in the device and lead to potential issues, over and above compliance concerns.

The Square D EZ Meter-Pak Advantage:

- EZ Meter-Pak Branch Terminal Box – supports up to 300kcmil for 125A applications.
 - » **EZM3BTB** – Upsize cables on up to 3 circuits
 - » **EZM6BTB** – Upsize cables on up to 6 circuits
 - » Same width as a 125A branch device
 - » Mounts to EZM branch device
- The EZM3BTB may be mounted on top for indoor or on bottom for outdoor applications
- Main lug kit for 125A QO™ or Homeline™ load centers accommodating up to 4/0 cable.
 - » **QOL125VD** – Accessory to allow for termination of up to 4/0

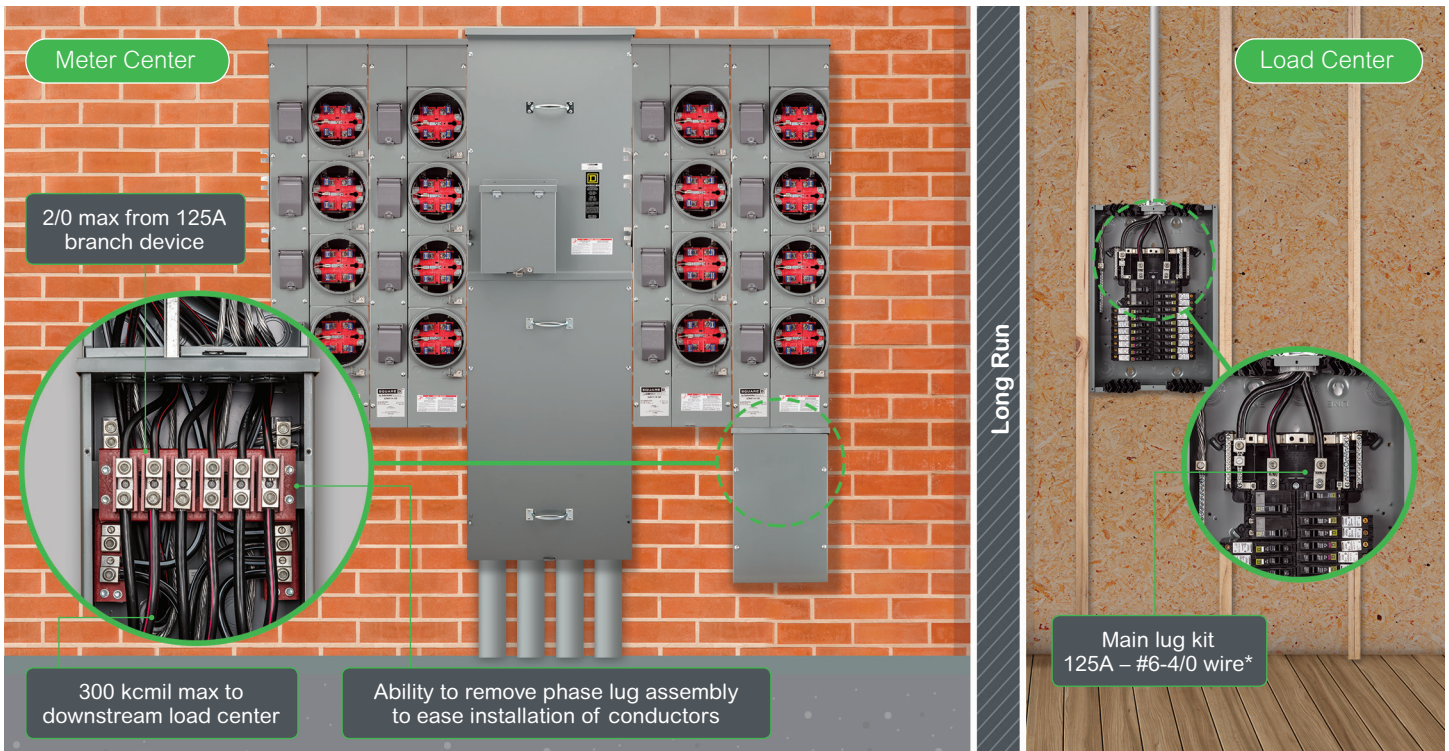


EZM3BTB



With the Square D EZ Meter-Pak Branch Terminal Box advantage, there's no need to...

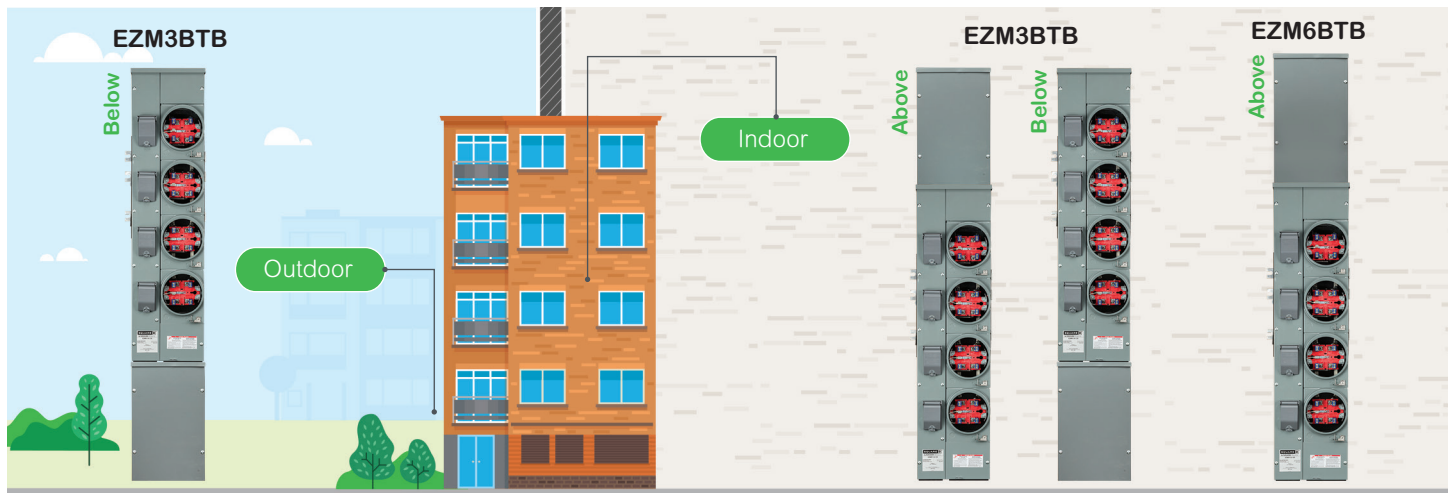
- Upsize to 225A EZM branch devices and higher amperage load centers just to fit larger wires
- Build custom enclosures for each job requiring larger wire runs
- Use costly pin connectors or insulated tap connectors



*Or install a higher amp rated load center for conductors greater than 4/0

Catalog Number	Description	NEMA Rating	Dimensions (H x W x D)	Application
EZM3BTB	For use with 125A EZM 3, 4, 5 and 6 position branch units. Supports up to 300kcmil with 3 tenant feeders and support for 2 additional 2/0 tenant feeders	Above branch: Type 1 Below branch: Type 3R	19.31" x 12.25" x 8.43"	125A
EZM6BTB	For use with all 125A EZM branch units. Supports up to 300kcmil	Type 1	23.00" x 12.13" x 8.00"	
QOL125VD	Field installed main lugs kit. For use with 125A convertible main lug load centers. Replaces factory installed lugs to accommodate #6-4/0 conductors	-	-	

Mounting Options*



*When mounting branch terminal box below high-gang branches, ensure BTB mounts above grade as required

Schneider Electric

800 Federal Street
 Andover, MA 01810
 888 SQUARED (888-778-2733)
www.schneider-electric.us

Life Is On

